

General information concerning the application to register one or more non-restricted firearms present in Québec Individual

Do not return this document with your application.

What should you know?

Since January 29, 2018, all non-restricted firearms present on Québec territory must be registered. Commonly known as "long guns," this category of firearms generally consists of shotguns and hunting rifles.

Firearm owners are required to apply for registration with the Service d'immatriculation des armes à feu du Québec of the Ministère de la Sécurité publique.

Make your registration application online!

With our online service, you can apply to register one or more non-restricted firearms, free of charge. You can also use the service to consult and update your record and fill out a notice of transfer of ownership at any time, which quickly and easily ensures your compliance with legal obligations.

This easy, quick and effective service is accessible at www.siaf.gouv.qc.ca.

Why register your firearm?

The information obtained helps make public authorities aware of the presence of firearms in Québec, as well as of their owner. It also aims to support peace officers in their investigative work and during their interventions. Moreover, the information helps ensure the effective execution of court orders prohibiting the possession of firearms.

Deadline for registering a firearm

As of January 29, 2018, when the Firearms Registration Act (2016, chapter 15) comes into effect, owners of one or more non-restricted firearms will have one year to apply for registration.

For firearms acquired after January 29, 2018, registration must be done immediately on taking possession or as soon as the firearm is present on Québec territory.

Note that these requirements do not apply to firearms present in Québec for 45 days or less or those given to a firearm company for repair, restoration, maintenance or modification if the owner of the firearm does not have a residence or establishment in Québec.

Penal provisions

Anyone who contravenes to the Firearms Registration Act or makes a false claim is committing an offence and is liable to a fine as set out by the Act.

Registration cost

Registering a firearm is free of charge.

How to submit the application?

There are two ways to apply to register a firearm:

- Using the online *Québec Firearm Registration Service – Individual*.
If you need to register more than one firearm, we highly recommend using our online service at www.siaf.gouv.qc.ca.
- Using the hard copy form *Application to register one or more non-restricted firearms present in Québec – Individual*.
Contact us or visit our website to obtain this form.

Protection of personal information



The information collected in this form is used solely to process your application. Omitting to provide the necessary information may cause your application to be delayed or denied. Only authorized staff members will have access to it. Personal information is only disclosed to another organization in the event that such disclosure is allowed by law or when you consent to it.

How to establish your identity

We use security measures to ensure the person applying to register a firearm is authorized to do so.

You can establish your identity using **one** of the following methods:

- Your Firearm Possession and Acquisition Licence number (PAL) issued by the Royal Canadian Mounted Police (Québec Chief Firearms Officer);
- The number of registration of your birth in the Québec register of civil status (NIREC); this number appears on your birth certificate or copy of the act of birth issued by the Directeur de l'état civil. You must have one of these documents in your possession as they have this number;
- A copy of a valid identity document. Consult the section "What documents can we use to establish your identity?" for a list of accepted documents.

What documents can we use to establish your identity?

Copy of a valid identity document

Only the identity documents mentioned below are accepted. **If you are unable to provide a copy of one of these documents, contact us** in order to find the best solution for your situation.

- Driver's licence or learner's permit issued by Québec, another Canadian province or territory or a US state
- Health insurance card issued by a Canadian province and bearing a photograph
- Canadian or foreign passport
- Canadian Citizenship Card (issued between 2002 and 2012)
- Canadian Permanent Resident Card
- US Permanent Resident Card (green card)
- Canadian immigration document (IMM 1442)
- Official IDs for members of the military, police officers or diplomats posted in Canada
- Certificate of Indian Status
- ID card issued by a Canadian province or territory

Document validity

The document submitted must be in force or comply with the specified validity period. The document validity is determined based on the date on which the application is received by the Ministère de la Sécurité publique.

Front and back of a document

Remember to include a copy of the back of a document when necessary, particularly when a change of address appears on it.

Separate copies

If more than one application form is sent, it is better to send us a separate copy of each form in order to accelerate the process.

Quality of copies

All photocopies must be legible.

Language of the documents

If the document required is written in a language other than French or English, please include a French translation performed or certified by a member of the Ordre des traducteurs, terminologues et interprètes agréés du Québec.

To reach the Ordre des traducteurs, terminologues et interprètes agréés du Québec

Website : www.ottiaq.org
Email: info@ottiaq.org

How to submit the application?



Online service

With our easy, quick and effective online service, you can easily apply to register one or more firearms.

This service is accessible at www.siaf.gouv.qc.ca. Try it!



By mail

Service d'immatriculation des armes à feu du Québec
2535, boulevard Laurier
Québec (Québec) G1V 5C6

Confirmation of registration to the Service d'immatriculation des armes à feu du Québec

The Ministère de la Sécurité publique will send you a letter confirming the registration of the firearms you have declared to the Service d'immatriculation des armes à feu du Québec. You are required to check that the information matches the information provided and immediately inform us of any error.

For each firearm registered, you will be given a unique firearm number (UFAN). You will be required to ensure this number is permanently and legibly written on the corresponding firearm.

You will also receive a firearm registration number. The firearm's registration remains valid as long as you are the owner.

Your record must be kept up to date at all times

You are responsible for informing us of any changes to the information provided when registering the firearm. This may be a change concerning the place of storage of the firearm, the loss or theft of the firearm, a change to its features, a change of ownership, etc.

You can use the online Québec Firearm Registration Service or contact us directly to update your record.

Should you omit to notify us of such a situation, this could prejudice you and make you liable to penal sanctions.

Transfer of firearm ownership

To transfer the ownership of a firearm, you can use the online *Québec Firearm Registration Service* or fill out the form *Notice of transfer of ownership of one or more non-restricted firearms registered in Québec – Individual*.

Website and online service



We invite you to visit our website at www.siaf.gouv.qc.ca for more information, to use our online service or to download our forms.

To reach us



By phone

Québec: 418 780-2121
Montréal: 438 843-9997
Anywhere else in Québec: 1 888 335-9997



By mail

Service d'immatriculation des armes à feu
du Québec
2535, boulevard Laurier
Québec (Québec) G1V 5C6



By email

info@siaf.gouv.qc.ca

By teletypewriter (TTY): 1 800 361-9596

Website

www.siaf.gouv.qc.ca

Instructions

Section 2: Proof of your identity

Choose **only one** of the proposed identification methods.

Box 12: Firearm Possession and Acquisition Licence number (PAL);

Enter your Firearm Possession and Acquisition Licence number (PAL) as it appears on your licence issued by the Royal Canadian Mounted Police (Québec Chief Firearms Officer). This is an 8-digit number followed by a period and 3 or 4 numbers to identify the licence version number. For example: 12345678.0001

Box 13: Number of registration of your birth in the Québec register of civil status (NIREC)

Enter the number of registration of your birth in the Québec register of civil status (NIREC); this 13-digit number appears at the bottom left of your birth certificate or copy of act of birth. You must have one of these documents in your possession as they have this number. For example: 1195504123456

Box: Valid identity document.

In checking this box, you must include a copy of a valid identity document. Refer to the section "What documents can we use to establish your identity?"

Section 3: Consent

The owner's signature is mandatory. If the application for registration is not signed, it will not be processed.

Section 5: Information on the firearm

If you still have the registration certificates previously issued by the Royal Canadian Mounted Police (RCMP) as part of the old Canadian Firearms Registry program, you can refer to it to help you fill out most fields in the form pertaining to information on the firearm.

Type

Firearms are divided into three major categories, i.e. non-restricted firearms, restricted firearms and prohibited firearms. Only non-restricted firearms must be registered with the Service d'immatriculation des armes à feu du Québec.

Non-restricted firearms are mainly:

- shotguns;
- hunting rifles.

Make

The make is normally the company name, the abbreviation of the company name or the brand or trade name associated with a particular firearm.

Model




The model refers to the particular design or version of a firearm. It often appears beside the make.

Instructions (*continued*)

Action

Action refers to the way in which the ammunition is fed into the chamber.

The diagram¹ below describes the main actions for non-restricted firearms.



Calibre

Calibre refers to the size of the ammunition the firearm uses. It is usually stamped on the barrel of the firearm. If your firearm has more than one barrel with a different gauge or calibre, write all numbers, separated by a slash.

Barrel length

The barrel length is the distance from the muzzle of the barrel to and including the chamber, but it does not include the length of any attachments.

The diagram¹ below describes the main actions for non-restricted firearms.



¹ Cours canadien de sécurité dans le maniement des armes à feu (CCSMAF).

Instructions (*continued*)

Serial number or any other number written on or affixed to the firearm

Not all firearms have a serial number. Firearms without a serial number must nonetheless be registered. If you cannot find the firearm's serial number, you can enter any other permanent, legible number that appears on it for identification purposes. Insofar that these criteria are met, it may be a firearm registration number or the number on the label sticker issued by the Royal Canadian Mounted Police (RCMP) as part of the old Canadian Firearms Registry program.

When registering your firearm, a unique firearm number (UFAN) will be assigned for identification purposes. **This number will always be associated with the firearm.**

You will be required to ensure it is permanently and legibly written on the corresponding firearm. If this number is identical to the one already appearing on the firearm, no further action on your part will be required.

Firearm place of storage

You must enter the place of storage of each firearm. Enter only one place of storage per firearm. This is either a civic address or, if there isn't one, global positioning coordinates.

Only enter the address of the place of storage **if the firearm is not stored** at your home.

If there is no civic address, enter the global positioning coordinates and the closest municipality. The latitude and longitude must be entered in decimal format. For example: Latitude: 46.752258 Longitude: -71.289604 Municipality: Québec City

In the event that the place of storage of the firearm changes, it is your responsibility to notify us no later than 15 days following the change, using the online service or by phone.